

VSCode Tips & Tricks - Open Class per Name

Article

[Tani Frankel](#) · Apr 7, 2021

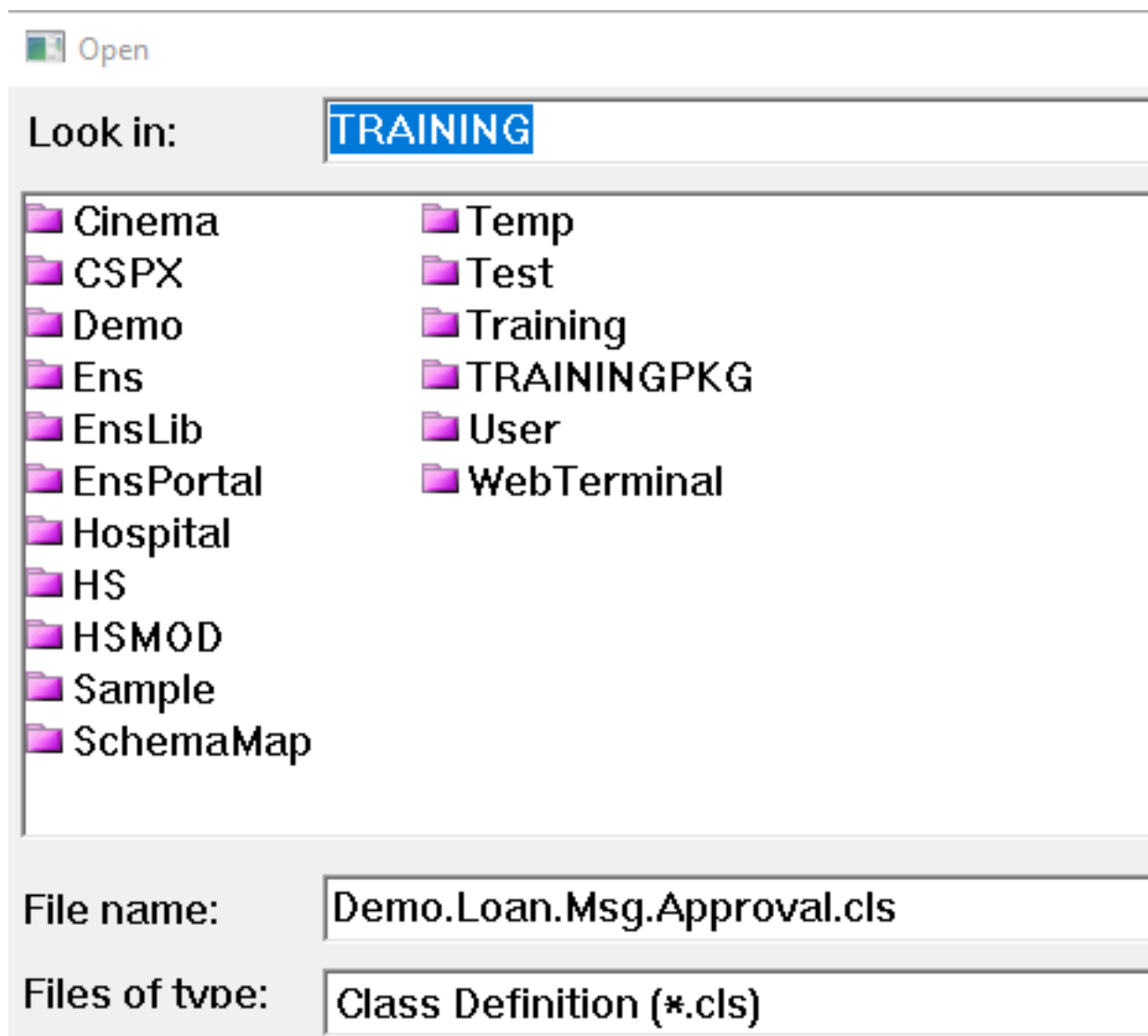


1m read

VSCode Tips & Tricks - Open Class per Name

In Studio you could open a class directly via it's name, without having to traverse the package tree with multiple clicks until arriving at the desired class.

You would Ctrl + O or (File -> Open) and be able to simply type in the class name, for example:



You press Enter, and viola - the class is opened.

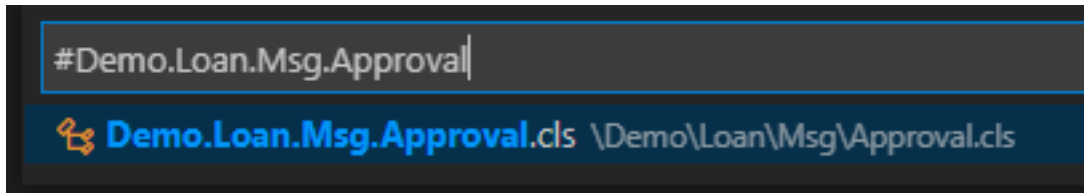
How do you achieve this in VSCode?

It's quite easy actually, you can simply press Ctrl + T (in Windows for example), or Go -> Go to Symbol in Workspace..., type in the class name and there you go.

VSCode Tips & Tricks - Open Class per Name

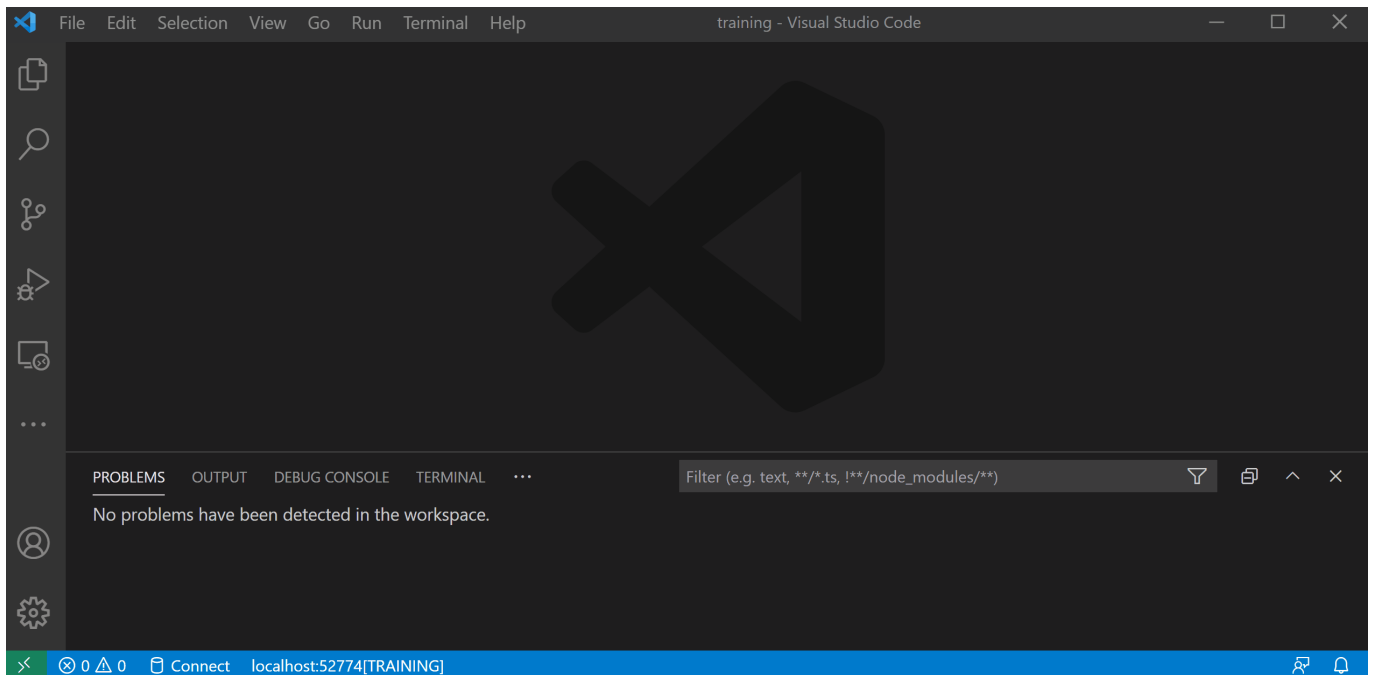
Published on InterSystems Developer Community (<https://community.intersystems.com>)

For example:



This solution was mentioned by [@Dmitry Maslennikov](#) as a suggestion for the GitHub issue report (designated as an enhancement request) for this kind of functionality - "[Open Class by Name from Server](#)".

Here's a short GIF demonstrating this:



[#Development Environment](#) [#Tips & Tricks](#) [#VSCode](#) [#Caché](#) [#Ensemble](#) [#InterSystems IRIS](#) [#InterSystems IRIS for Health](#)

30 2 0 1 122

Related posts

- [VSCode Tips & Tricks - SOAP Wizard](#)
- [VSCode Tips & Tricks - Web Terminal](#)
- [VSCode Tips & Tricks - Open Class per Name](#)

[Show all](#)

Log in or sign up to continue

Add reply

Source URL: <https://community.intersystems.com/post/vscode-tips-tricks-open-class-name>