

InterSystems Official

[Jose-Tomas Salvador](#) · May 26, 2020

InterSystems IRIS ya disponible en instancias EC2 de AWS basadas en ARM Graviton2

AWS ha liberado oficialmente su segunda generación de procesadores [Graviton2](#) basados en ARM y asociados al tipo de instancia Amazon EC2 M6g, que presume de ser [hasta un 40% mejor en precio-rendimiento](#) sobre la actual generación de instancias M5 basadas en Xeon.

Hace pocos meses, Inthis nos llevó a [suportar arquitecturas ARM64](#) por primera vez.

¡Ahora puedes probar [InterSystems IRIS](#) e [InterSystems IRIS for Health](#) sobre instancias Amazon EC2 M6g basadas en Graviton2 accesibles a través del AWS Marketplace!

Si no estás familiarizado con el lanzamiento de una instancia a través del AWS Marketplace, vamos a hacerlo ahora. Lo primero es hacer log-in en tu cuenta AWS, después navega al listado de [InterSystems IRIS](#) del AWS Marketplace y haz clic en ' Continue to Subscribe '

The screenshot shows the AWS Marketplace interface for the InterSystems IRIS (Arm64) Community Edition. The top navigation bar includes 'aws marketplace', a search bar, and user information. The main content area displays the product details, including the InterSystems logo, the product name, and the version. A prominent yellow 'Continue to Subscribe' button is highlighted with a red arrow. Below it is a 'Save to List' button and a pricing box indicating a typical total price of \$0.102/hr. The page also features a 'Product Overview' section with a description of the data platform and a 'Highlights' section with a bullet point about the multi-model database engine.

Click en ' Accept Terms ' para subscribirte, espera un minuto, y después ' Continue to Configuration '

InterSystems IRIS (Arm64) Community Edition

[Continue to Configuration](#)
You must first review and accept t

[< Product Detail](#) [Subscribe](#)

Subscribe to this software

To create a subscription, review the pricing information and accept the terms for this software.

Terms and Conditions

InterSystems Corporation Offer

By subscribing to this software, you agree to the pricing terms and the seller's [End User License Agreement \(EULA\)](#). You also agree and acknowledge that AWS may share information about this transaction (including your payment terms) with the respective seller, reseller or underlying provider, as applicable, in accordance with the [AWS Privacy Notice](#). Your use of AWS services is subject to the [AWS Customer Agreement](#) or other agreement with AWS governing your use of such services.

Accept Terms

The following table shows pricing information for the listed software components. You're charged separately for your use of each component.

InterSystems IRIS (Arm64) Community Edition	
EC2 Instance Type	Software/hr
m6g.medium	\$0
m6g.large	\$0
m6g.xlarge	\$0
m6g.2xlarge	\$0

Puedes aceptar los valores por defecto y ' Continue to Launch '

InterSystems IRIS (Arm64) Community Edition

[Continue to Launch](#)

[< Product Detail](#) [Subscribe](#) [Configure](#)

Configure this software

Choose a fulfillment option below to select how you wish to deploy the software, then enter the information required to configure the deployment.

Delivery Method
64-bit (Arm) Amazon Machine Image (AMI)

Software Version
IRIS 2020.1(Arm64) Community Edition (Apr 01, 2020)

Region
US East (N. Virginia)

Ami Id: ami-0a0afdaff1d20e68d
Product code: 3u1zeax1e6db624hhac3vuax

Pricing information

This is an estimate of typical software and infrastructure costs based on your configuration. Your actual charges for each statement period may differ from this estimate.

Software Pricing

InterSystems IRIS (Arm64) Community Edition
running on a1.xlarge
\$0/hr

Infrastructure Pricing

EC2: 1 * a1.xlarge
Monthly Estimate: \$73.00/month

En la página de lanzamiento, asegúrate de seleccionar el tipo de instancia m6g.large

InterSystems
IRIS Data Platform

InterSystems IRIS (Arm64) Community Edition

[< Product Detail](#) [Subscribe](#) [Configure](#) [Launch](#)

Launch this software

Review your configuration and choose how you wish to launch the software.

Configuration Details

Fulfillment Option	64-bit (Arm) Amazon Machine Image (AMI) InterSystems IRIS (Arm64) Community Edition <i>running on a1.xlarge</i>
Software Version	IRIS 2020.1(Arm64) Community Edition
Region	US East (N. Virginia)

[Usage Instructions](#)

Choose Action

Launch from Website ▾ Choose this action to launch from this website

EC2 Instance Type

m6g.large ▾

Memory: 8 GiB
CPU: 2 virtual cores
Storage: EBS Only
Network Performance: Up to 10 Gigabit Ethernet

Ve bajando, y selecciona un par de claves válido, o sigue el link para crear uno nuevo si no tienes ya uno. Después selecciona Launch.



InterSystems IRIS (Arm64) Community Edition

VPC Settings

* indicates a default vpc

[Create a VPC in EC2](#)

Subnet Settings

IPv4 CIDR block: 172.31.32.0/20

[Create a subnet in EC2](#)

(Ensure you are in the selected VPC above)

Security Group Settings

A security group acts as a firewall that controls the traffic allowed to reach one or more instances. You can create a new security group based on seller-recommended settings or choose one of your existing groups. [Learn more](#)

[Create New Based On Seller Settings](#)

Key Pair Settings

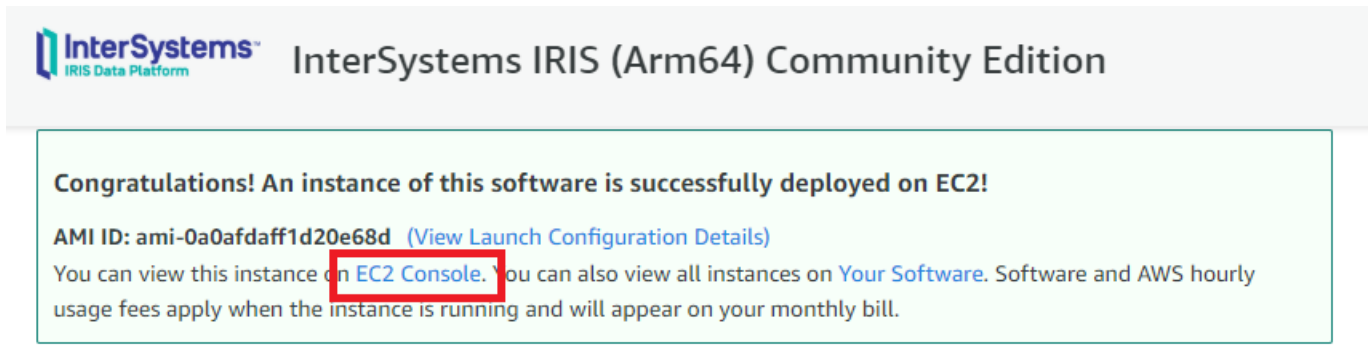
To ensure that no other person has access to your software, the software installs on an EC2 instance with an EC2 key pair that you created.

[Create a key pair in EC2](#)

(Ensure you are in the region you wish to launch your software)



Ahora ya puedes navegar a tu consola EC2 para acceder a tu nueva instancia.



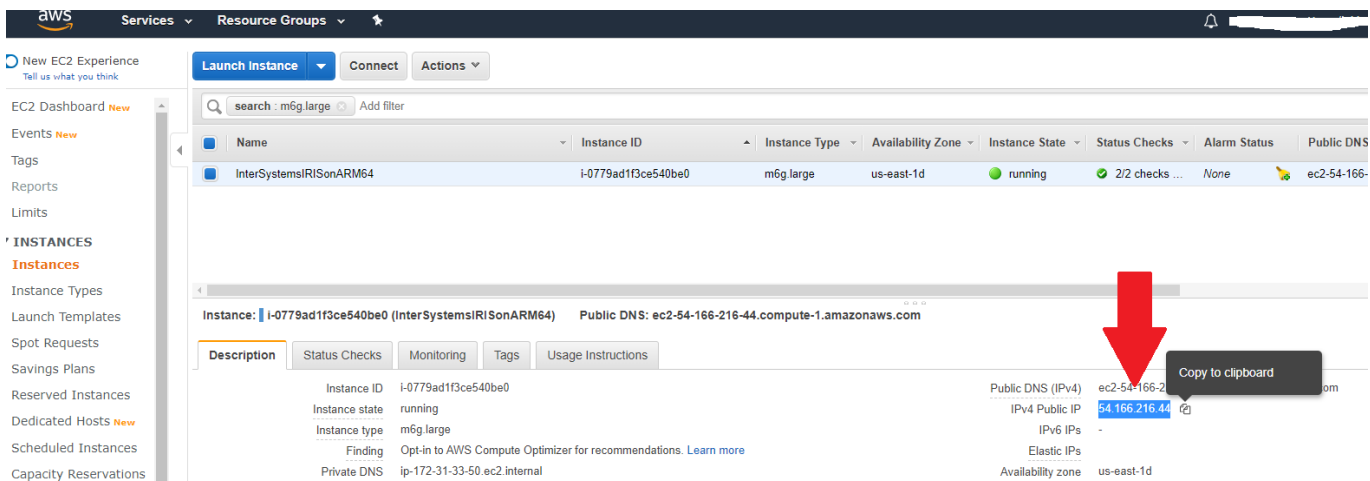
InterSystems IRIS (Arm64) Community Edition

Congratulations! An instance of this software is successfully deployed on EC2!

AMI ID: `ami-0a0afdaff1d20e68d` ([View Launch Configuration Details](#))

You can view this instance on [EC2 Console](#). You can also view all instances on [Your Software](#). Software and AWS hourly usage fees apply when the instance is running and will appear on your monthly bill.

Le puedes dar un nombre, acceder a la dirección IP pública, como ves a continuación:

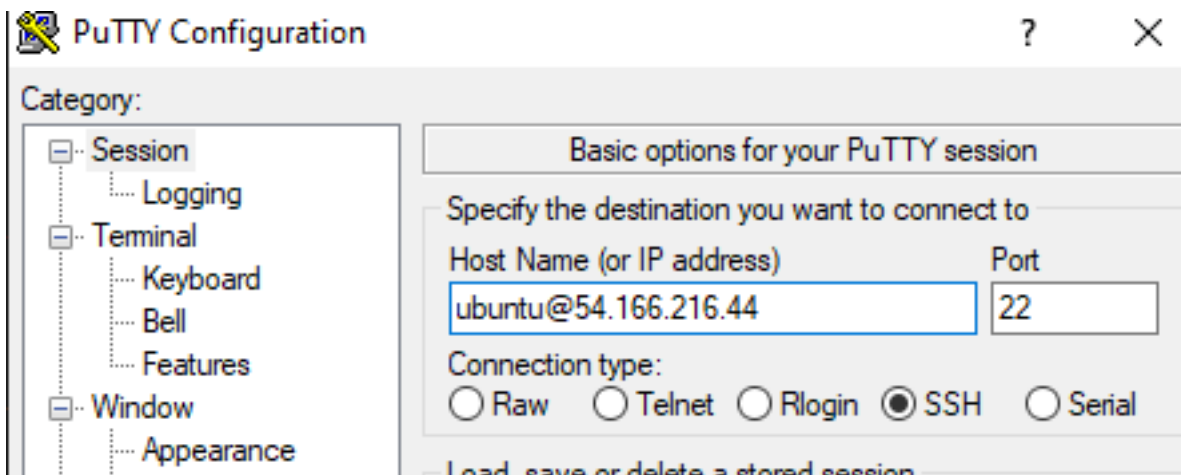


The screenshot shows the AWS Management Console interface. A table lists EC2 instances, with one instance named 'InterSystemsIRISonARM64' in a 'running' state. Below the table, the instance details are shown, including the public IP address '54.166.216.44', which is highlighted with a red box and a red arrow pointing to a 'Copy to clipboard' button.

Name	Instance ID	Instance Type	Availability Zone	Instance State	Status Checks	Alarm Status	Public DNS
InterSystemsIRISonARM64	i-0779ad1f3ce540be0	m6g.large	us-east-1d	running	2/2 checks ...	None	ec2-54-166-216-44.compute-1.amazonaws.com

Instance ID	Instance state	Instance type	Public DNS (IPv4)	IPv4 Public IP	IPv6 IPs	Elastic IPs	Availability zone
i-0779ad1f3ce540be0	running	m6g.large	ec2-54-166-216-44.compute-1.amazonaws.com	54.166.216.44	-	-	us-east-1d

Y entrar vía SSH a la instancia utilizando tu clave privada y el nombre del host (`ubuntu@<Public-IP-Address>`). Aquí estoy usando PuTTY, asegúrate de que apuntas a tu fichero de clave privada (.ppk for PuTTY, under SSH > Auth)



The screenshot shows the PuTTY Configuration dialog box. The 'Host Name (or IP address)' field is filled with 'ubuntu@54.166.216.44' and the 'Port' field is filled with '22'. The 'Connection type' is set to 'SSH'.

Para otros clientes SSH e información adicional, por favor echa un vistazo a las Instrucciones de Uso copiadas aquí:

Instrucciones de Uso para IRIS 2020.1(Arm64) Community Edition

Para comenzar:

- Entrar vía SSH a la instancia Ubuntu EC2 siguiendo las instrucciones aquí: <https://docs.aws.amazon.com/AWSEC2/latest/UserGuide/AccessingInstancesLinux.html>

El usuario por defecto es "ubuntu"

- Tomar nota de la información de conexión proporcionada en el mensaje de conexión.

- Comienza por resetear la pasword de IRIS: "\$iris password"

- Conecta tu IDE - ver: <https://www.intersystems.com/developers/>

- Aprender más con un Quickstart

- <https://learning.intersystems.com/course/view.php?id=1055&ssoPass=1>

- Entra directamente al terminal de IRIS con: \$docker exec -it iris iris session iris

Recursos adicionales:

- Empezando con InterSystems IRIS - <https://gettingstarted.intersystems.com/>

```
ubuntu@ip-172-31-33-50: ~  
Using username "ubuntu".  
Authenticating with public key "imported-openssh-key"  
Welcome to InterSystems IRIS in the Cloud.  
This instance is currently running InterSystems IRIS 2020.1 in a  
Docker container named 'iris'.  
This Ubuntu VM comes with  
  InterSystems IRIS 2020.1 Container Image  
  Docker Community Edition  
  Docker Compose  
By default the IRIS container is running. The Docker-Compose file is in /opt/ISC  
If you are unfamiliar with Docker you can find resources at -  
  https://docs.docker.com/  
If you are unfamiliar with running InterSystems IRIS in a container that is  
documented here -  
  https://docs.intersystems.com/irislatest/csp/docbook/DocBook.UI.Page.cls?KEY=  
ADOCK  
Please start by resetting your password: $iris password  
#####  
Last login: Wed May 13 18:11:35 2020 from 146.115.68.161  
ubuntu@ip-172-31-33-50:~$ uname -a  
Linux ip-172-31-33-50 4.15.0-1063-aws #67-Ubuntu SMP Mon Mar 2 07:25:24 UTC 2020 aarch64 aarch64 aarch64  
GNU/Linux  
ubuntu@ip-172-31-33-50:~$ iris status  
The InterSystems IRIS container is running:  
configuration 'IRIS' (default)  
  directory: /usr/irissys  
  versionid: 2020.1.0.215.0  
  datadir: /ISC/dur  
  conf file: iris.cpf (SuperServer port = 51773, WebServer = 52773)  
  status: running, since Wed May 13 18:02:07 2020  
  state: warn  
  product: InterSystems IRIS  
ubuntu@ip-172-31-33-50:~$
```

InterSystems IRIS is running on ARM64! Cool!

InterSystems se esfuerza en dar a sus clientes la libertad para elegir plataforma. En InterSystems estamos entusiasmados por ver las ganancias en rendimiento y el ahorro en coste que los procesadores AWS Graviton2 pueden proporcionar a los usuarios de InterSystems IRIS. Preveemos que estos beneficios combinados deberían llevar a una adopción significativa de plataformas basadas en ARM entre usuarios de IRIS, y ¡nos emociona soportar InterSystems IRIS corriendo sobre instancias AWS Graviton2-based M6g EC2!

[#AWS](#) [#Containerization](#) [#Deployment](#) [#Cloud](#) [#Platforms](#) [#Performance](#) [#Tutorial](#) [#Ubuntu](#) [#Developer](#)
[Community Official](#) [#InterSystems IRIS](#) [#InterSystems IRIS for Health](#) [#InterSystems Official](#)

Source URL:<https://community.intersystems.com/node/477276>