

## Question







[David Satorres](#) · Sep 12, 2019

## Monitoring Activity Volume numbers

Hi all,

I recently discovered the Monitoring Activity Volume feature in IRIS and I was amazed by it. So, I put it to work in one of our productions. It is nice how easy it is to set up and all the possibilities that came with it.

But there's something weird: the numbers. Actually, one of the BP is stating a time of more than 6 seconds to process:

	Name	Site Dimension	Total Count	Count Trend	Avg. Duration	Std. Deviation
1	[REDACTED]	All	528,663		6.693	10.968
2	[REDACTED]	All	72,951		3.581	2.637
3	[REDACTED]	All	30,431		0.271	1.231
4	[REDACTED]	All	524,741		0.255	1.179
5	[REDACTED]	All	524,739		0.159	0.649
6	[REDACTED]	All	76,607		0.113	4.014

But it is not really possible, as our production is running at a pace of about 40 msg/second, being this one the first step. So my question is: how is this avg. duration calculated? What does this time include? Is it in seconds?

Thanks a lot,

[#Analytics](#) [#Monitoring](#) [#InterSystems](#) [IRIS](#)

Source URL: <https://community.intersystems.com/post/monitoring-activity-volume-numbers>