

Article

[Evgeny Shvarov](#) · Oct 19, 2018 1m read

How to Insert an Image into a Post

Hi!

You can insert an image in a post with via three ways:

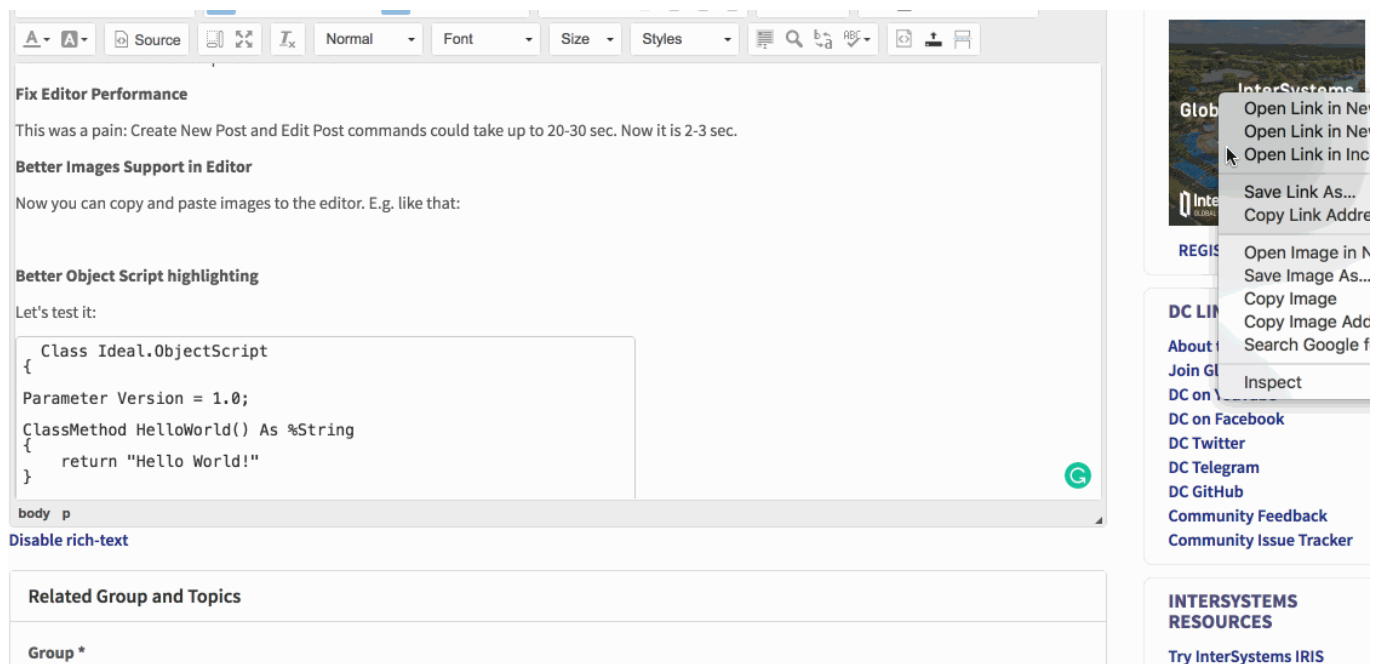
1. Upload it from disk

Drag-n-drop image from your disk to a post and adjust the width after that.

2. Copy and paste from clipboard

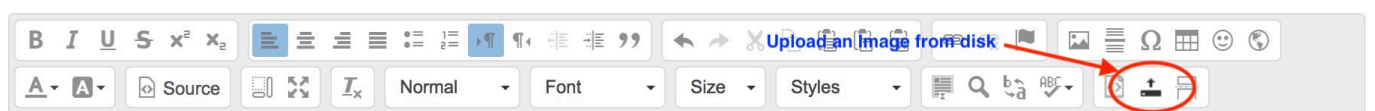
Copy the image to a clipboard (Ctrl+C) e.g. from another web page or from any text editor and paste it into the post.

See how it works:



3. Upload it from your machine via the file browser

Click on the Upload file button and load the image.

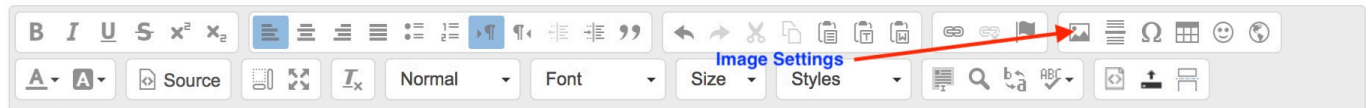


How to adjust image size?

How to Insert an Image into a Post

Published on InterSystems Developer Community (<https://community.intersystems.com>)

Often you need to adjust images size. You can do it with Image settings button:



[#Developer Community FAQ](#) [#DC Feedback](#)

Source URL: <https://community.intersystems.com/post/how-insert-image-post>